

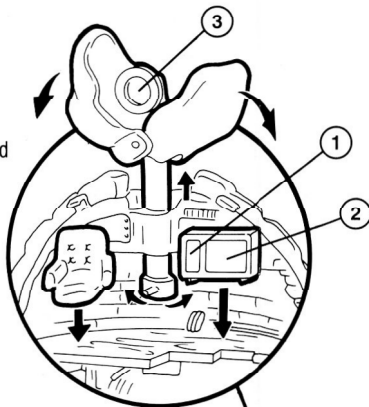
MINI MUTANTS™

TEENAGE NINJA TURTLES®


Kids, follow these simple blueprints, it's easy!



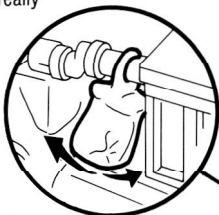
Pull straight up on Leo's head and open his mouth to expose the radical Punk-Findin' Periscope. Place the Kowabunga Comfy Chair and the Turtle Vision (TV) onto the second floor as shown. Apply Labels 1, 2 and 3 as shown. Rotate the periscope to track all those pesky Foot flunkies.



Lift up the Jail Cell Door and put Mini-Shredder in to keep him from interrupting the shelled superdudes pizza lunch.



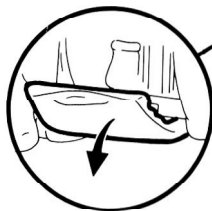
This practice Kicking Dummy really swings back and forth when Mini-Michaelangelo connects with his best Mini-Foot fighting kick. Try it, dudes!



Insert the Rotatin' Kung Fu Practice Dummy into the hole and turn the wheel to spin the Dummy as shown. This is Mini-Leonardo's favorite hangout for practicing his secret moves against Mini-Shredder.



Fold down the Sewer Stairway so Mini-Leonardo and Mini-Michaelangelo can easily exit and enter the Lair. But, look out for Mini-Shredder, he'll find other ways to enter the Lair.

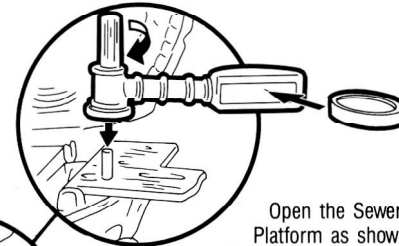


TO OPEN the Playset: Firmly hold Leo's legs with one hand while holding the bottom edge of his upper shell with the other hand. Pull up on the upper shell and raise it to a vertical position. **Do not** pull up by the head. This gives a whole new meaning to the phrase "Turtles in a half-shell."

TO CLOSE the Playset: First, place all accessories and parts back to their proper locations and positions, then carefully lower the upper shell. Next, close the Telescoping Tube and Shell Support Panel. Watch your fingers, dudes!

Hey, Dudes, if you want some extra storage for all your mini-accessories and other cool stuff, try storing them in the Telescoping Tube, the Jail Cell, the Second Floor, or maybe in the base in front of the Jail Cell.

Insert the Lair Ladder into the holes as shown and lean it up against the notch on the second floor so Mini-Leonardo can climb up to the second floor, sit in the Kowabunga Chair, and watch TV (that stands for Turtle-Vision).

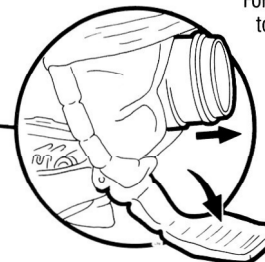


Open the Sewer Cover Launcher Platform as shown and insert the Launcher by pushing it down onto the Platform. To operate, load a Sewer Cover Disc into the launcher as shown. Next, turn the handle counter clockwise, then quickly spin the handle clockwise to launch the cover against Mini-Shredder and his mini foots. Kowabunga! Heads up dudes! **CAUTION:** Do Not aim the catapult at anyone's face or eyes.



Fold the back shell panel completely down as shown to help support the upper shell as you play in and around the Mini-Mutant Leonardo Sewer Playset.

Extend the Telescoping Sewer Tube located on the back of the upper shell to create an additional play area, or create a passageway to another Mini-Mutant Playset. Exchange weapons, battle plans, secret hiding places, figures, and other accessories. This feature can really be called "Totally Tubular!"



Playmates™

STOCK NO. 3431
AGES 4 AND UP