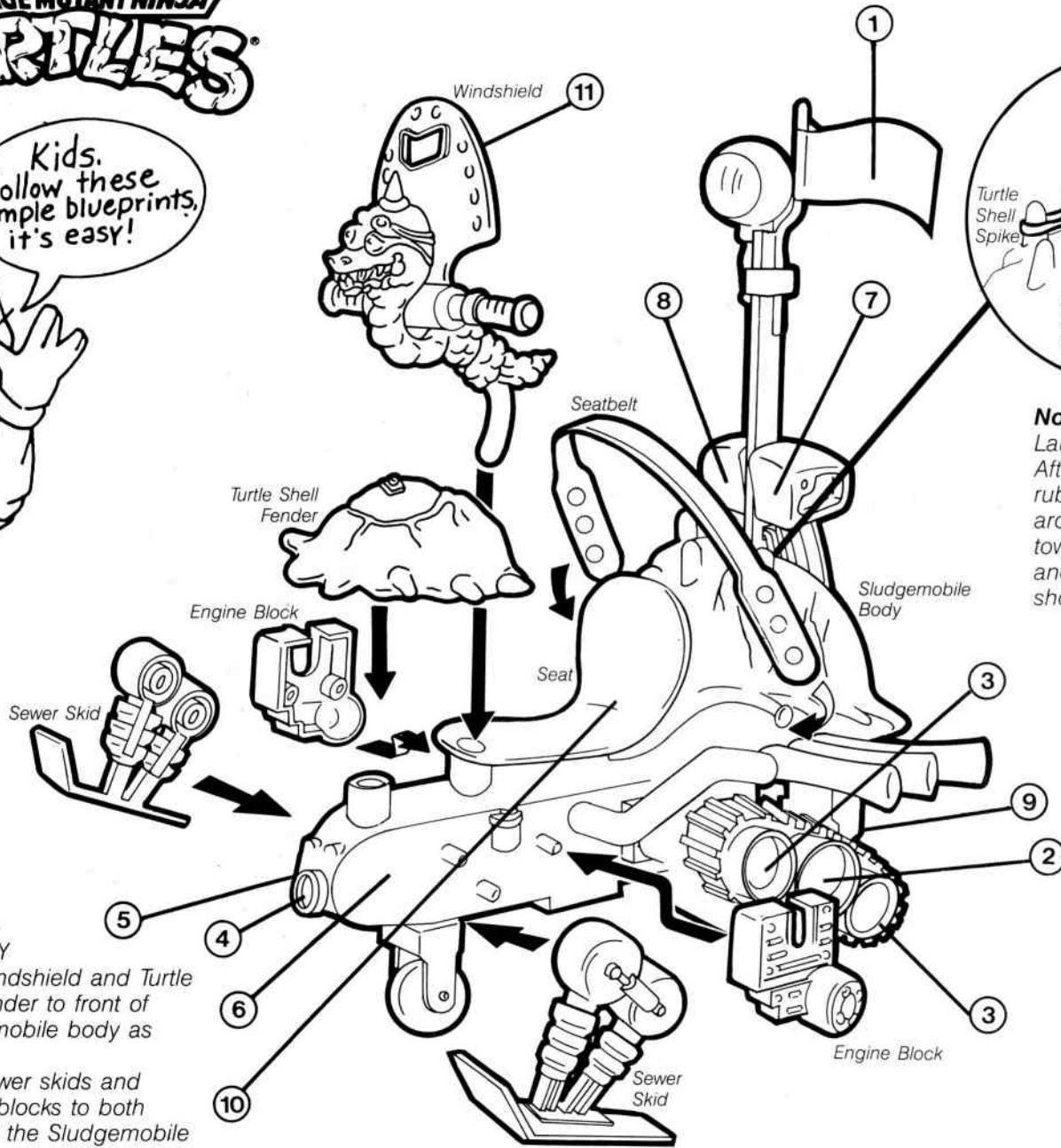


# TEENAGE MUTANT NINJA TURTLES

Kids,  
follow these  
simple blueprints,  
it's easy!

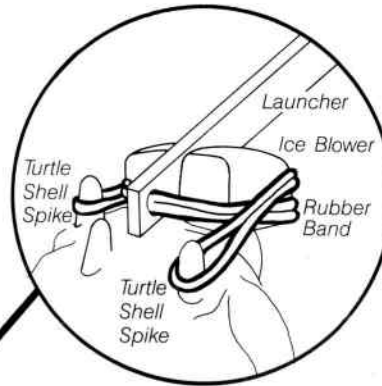


## ASSEMBLY

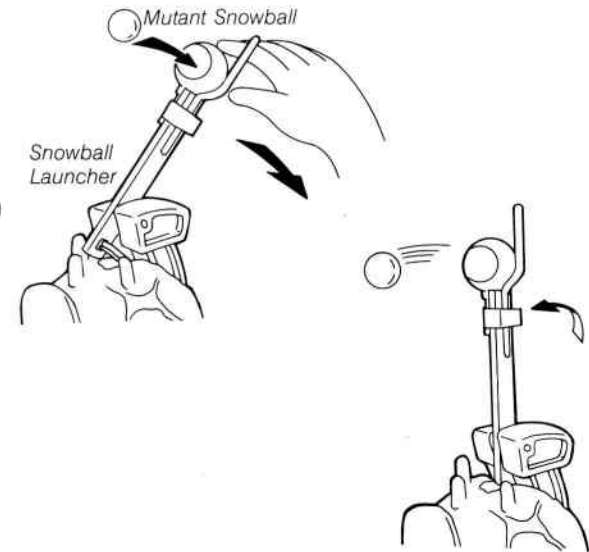
- Plug windshield and Turtle shell fender to front of Sludgemobile body as shown.
- Plug sewer skids and engine blocks to both sides of the Sludgemobile body as shown.
- Place labels 1-11 as shown.

## DIRECTIONS

- Place figure in seat and secure with the seat belt as shown.
- For Foot firing fun, place a mutant snowball in the launcher, pull back and let it go.
- To make the Sludgemobile roar with super sludge-sonic speed, set it on the floor, pull it back, and watch it go.



**Note:** To replace the rubber band for the Snowball Launcher, pull back on the launcher to expose the hole. After removing the old rubber band, thread the new rubber band through the hole. Wrap the rubber band around the base of the Ice Blower, pulling the left end towards the right, and the right end towards the left, and secure each end on the two Turtle shell spikes as shown.



AGES 4 & UP  
STOCK NO. 5551

**Playmates**