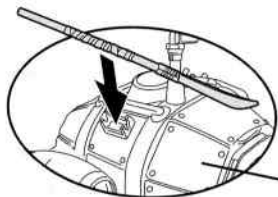


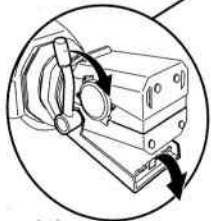
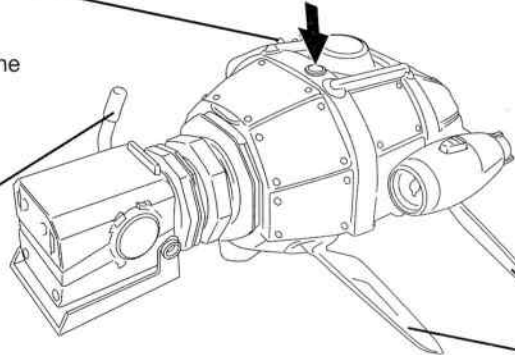
nickelodeon™
TEENAGE MUTANT NINJA
TURTLES™

TURTLE SUB



Attach Diver Don's Bo Staff to the outside of the Sub hatch.

Insert periscope as shown.

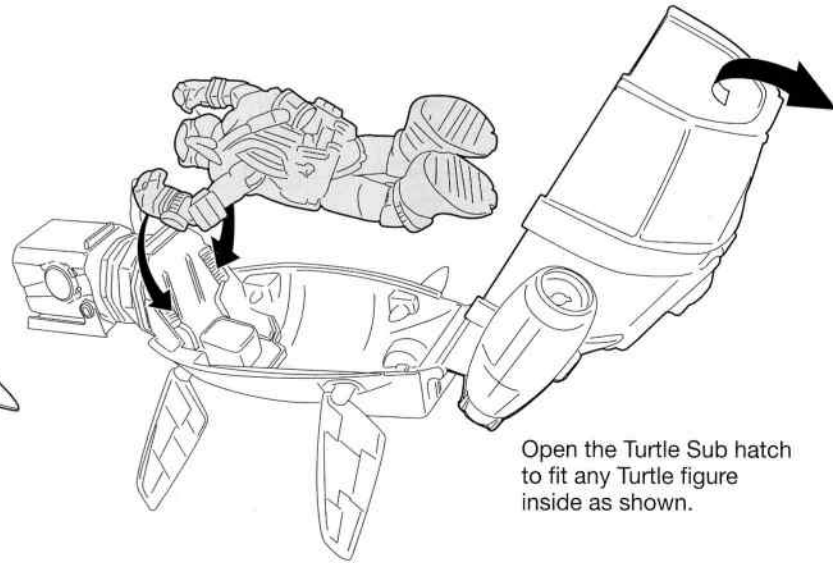
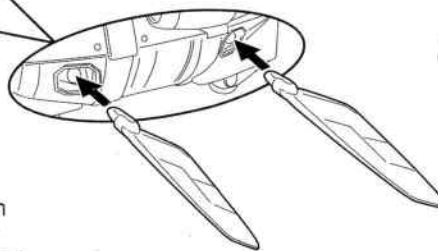


Control the spring loaded chomping jaw to crush the bad guys.



If the bottom jaw comes off during play it can easily be reattached. First, place the silver wall on the back of the jaw, in front of the green tab located under the top of the head. Then align the openings on the sides of the jaw over the pins on the head until you feel it snap back into place.

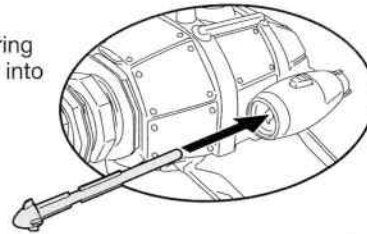
Attach the fin stabilizers to the Sub sides as shown. Make sure large fins are in the front.



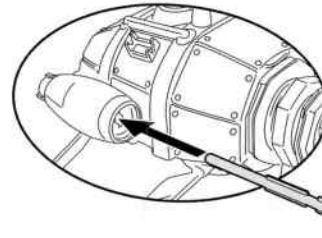
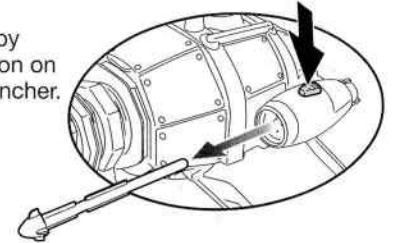
Open the Turtle Sub hatch to fit any Turtle figure inside as shown.

Important: Do not fire at people, animals or at eyes or face.
 Do not use any projectiles other than those provided with this toy.

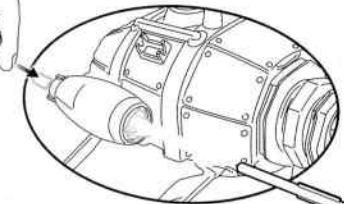
Insert the spring fired torpedo into the left side launcher as shown.



Fire the torpedo by pressing the button on the top of the launcher.



Insert the finger flick torpedo into the right side launcher as shown.



Flick torpedo for additional fire power.

Ages 4 and up
 Asst. #94000
 Item #94007



For more detailed instruction information visit www.Playmatestoys.com

©2013 Viacom International Inc. All Rights Reserved. TEENAGE MUTANT NINJA TURTLES and all related titles, logos and characters are trademarks of Viacom International Inc.
 ©2013 Viacom Overseas Holdings C.V. All Rights Reserved.
 TEENAGE MUTANT NINJA TURTLES and all related titles, logos and characters are trademarks of Viacom Overseas Holdings C.V.
 ©2013 Playmates Toys Inc. Distributed by Playmates Toys Inc. 909 N. Sepulveda Blvd., Suite 800, El Segundo, CA 90245.
 PRINTED IN CHINA.

WARNING:
 CHOKING HAZARD- Small parts. Not for Children under 3 years.