

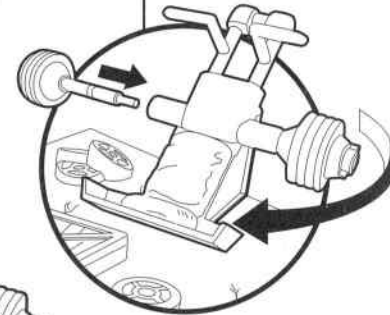
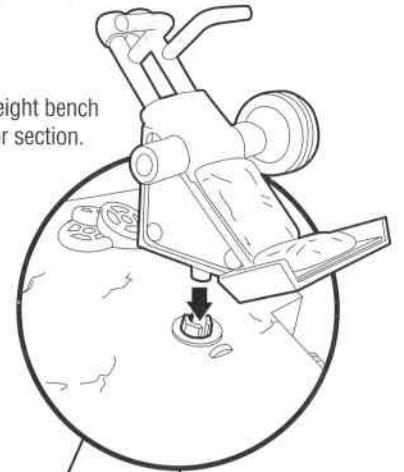
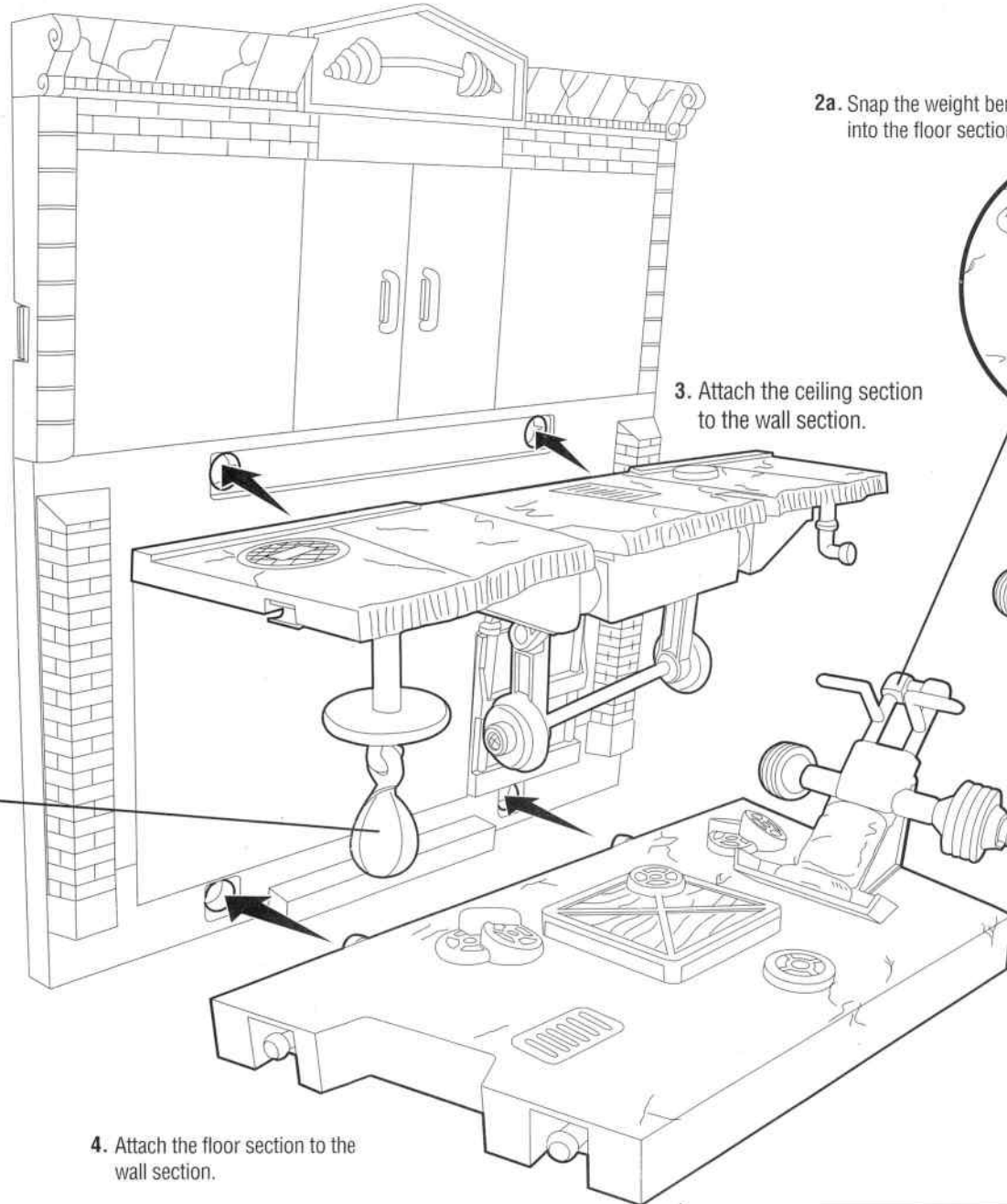
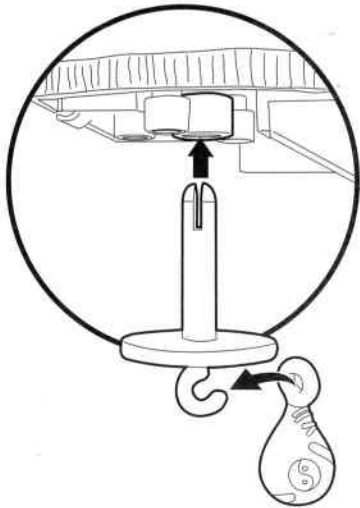


# RAPH'S IRON PUMPIN' GYM

## INSTRUCTIONS:

### To assemble the playset:

1. Connect the punching bag mounting hook to the underside of the ceiling section, then attach the bag to the hook.



- 2b. Insert barbell projectile into weight bench.

Age 4 and up

**Playmates**

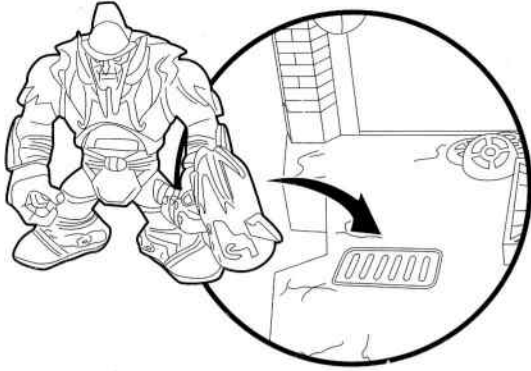
ASST. NO. 55610  
STOCK NO. 55614

Teenage Mutant Ninja Turtles and TMNT are trademarks of Mirage Studios, Inc. Teenage Mutant Ninja Turtles®, Leonardo®, Michelangelo®, Raphael®, Donatello®, Splinter®, Shredder®, and April O'Neil® are registered trademarks of Mirage Studios, Inc. All Rights Reserved. PRINTED IN CHINA.

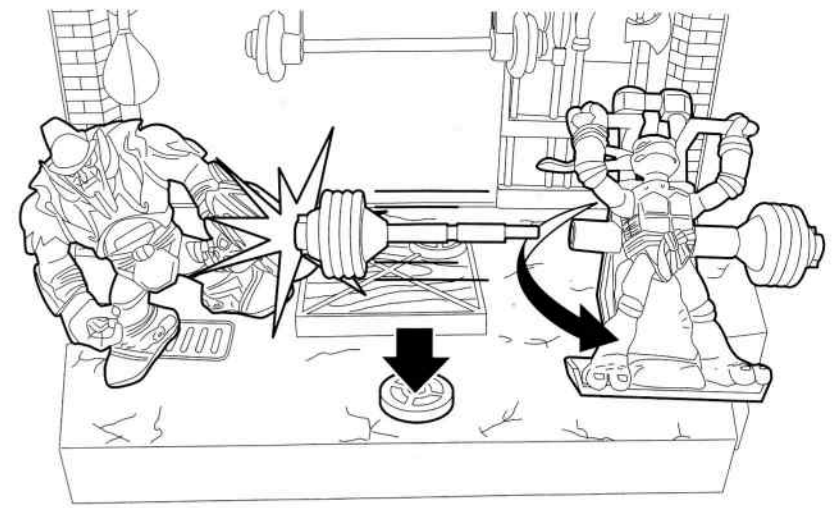
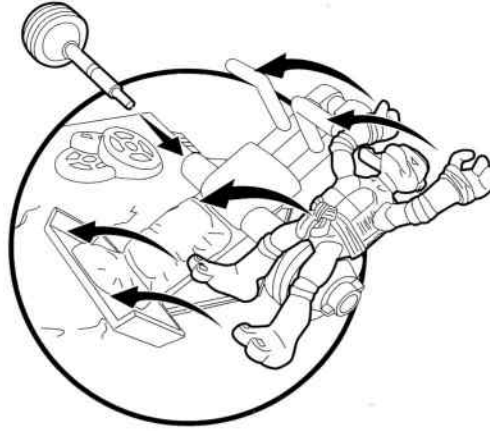
**⚠ WARNING: CHOKING HAZARD**  
Small parts. Not for Children under 3 years.

## To play with the playset - part 1

1. Place the General Mono figure on top of the storm drain.



2. Place Raphael on his weight bench.




3. Press the sewer lid button to fire Raph's barbell at General Mono!

## To play with the playset - part 2:

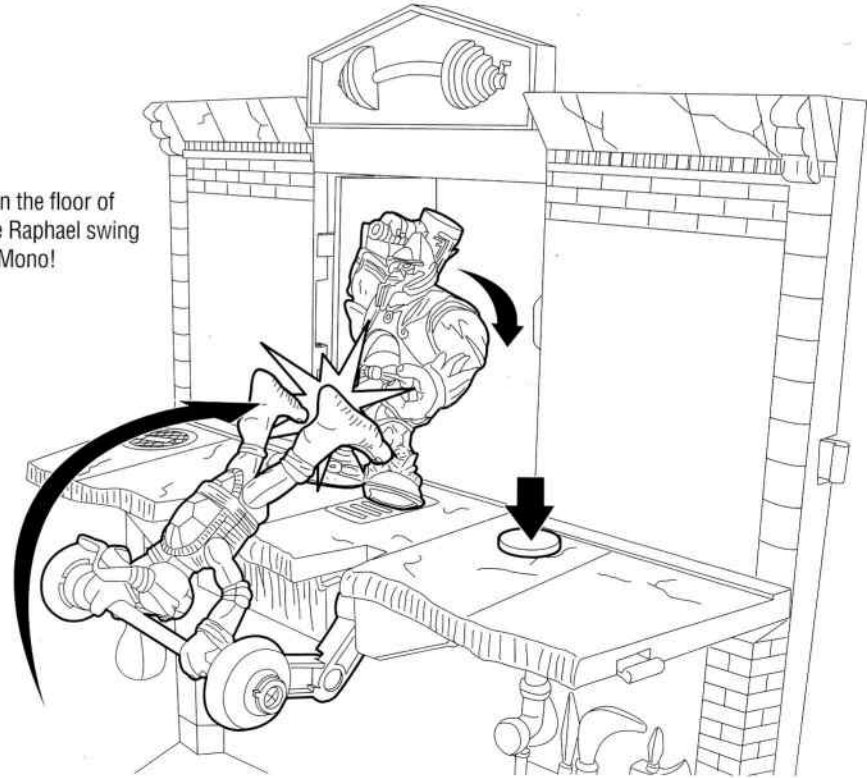
1. Position Raphael so that his hands grip the barbell that is mounted on the ceiling section.



2. Place General Mono on top of the ceiling section over the storm drain.



3. Press the button located on the floor of the ceiling section to make Raphael swing up and ninja-kick General Mono!



Age 4 and up

**Playmates**

ASST. NO. 55610  
STOCK NO. 55614

Do not use projectile other than those provided by the toys.

Teenage Mutant Ninja Turtles and TMNT are trademarks of Mirage Studios, Inc. Teenage Mutant Ninja Turtles®, Leonardo®, Michelangelo®, Raphael®, Donatello®, Splinter®, Shredder®, and April O'Neil® are registered trademarks of Mirage Studios, Inc. All Rights Reserved. PRINTED IN CHINA.