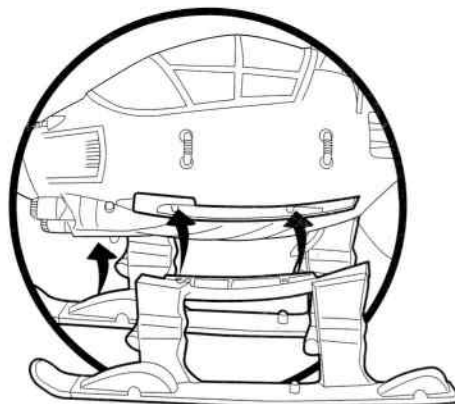
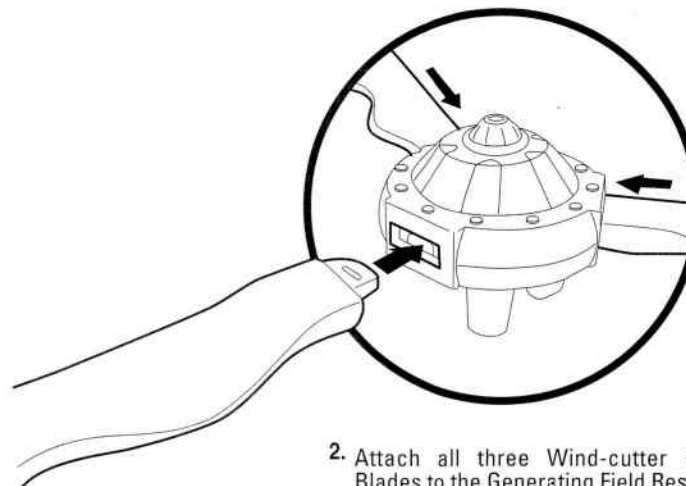




MUTANT COPTER INSTRUCTIONS:

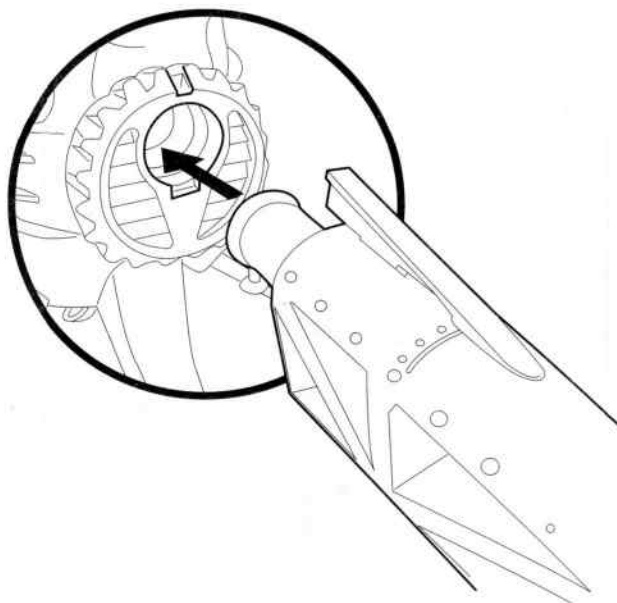
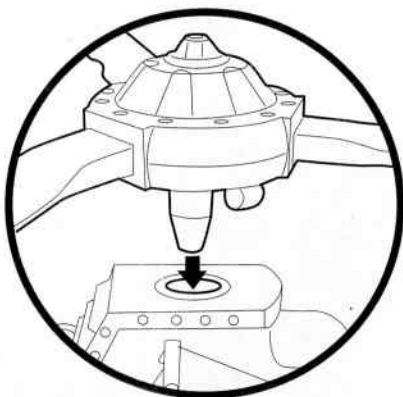


1. Attach the Turtle-holding Landing Gear to both sides of the base of the Mutant Copter main body.



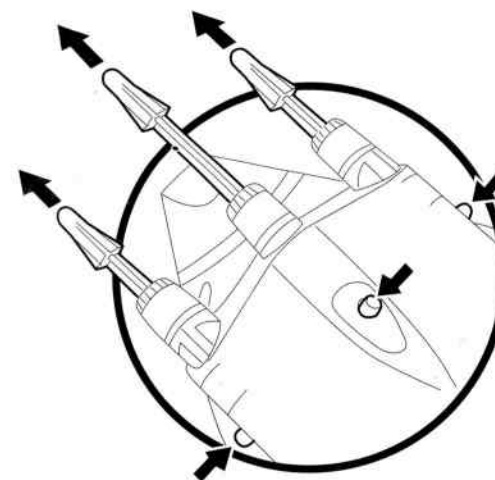
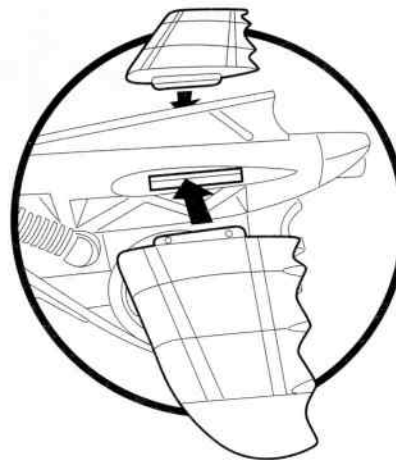
2. Attach all three Wind-cutter Precision Rotor Blades to the Generating Field Resonator.

3. Attach the base of the Generating Field Resonator to the hole located at the top of the Mutant Copter behind and above the windshield.



4. Attach the Precision Control Tailfin to the hole in the Hybrid Turbine Engine located at the rear of the Mutant Copter seating compartment.

5. Attach the two Wicked Wind Fins to either side of the top of the Precision Control Tailspin.



6. You are now ready for action! The three Megaton Missiles can be fired by pressing the button located closest to each missile!

Age 4 and up

Playmates

STOCK NO. 54611

Do not use projectiles other than those provided by the toy.

Teenage Mutant Ninja Turtles® © 2005 Mirage Studios, Inc. Teenage Mutant Ninja Turtles®, Leonardo®, Michelangelo®, Donatello®, Raphael®, Splinter®, Shredder®, and April O'Neil® are registered trademarks of Mirage Studios, Inc. All Rights Reserved. PRINTED IN CHINA.