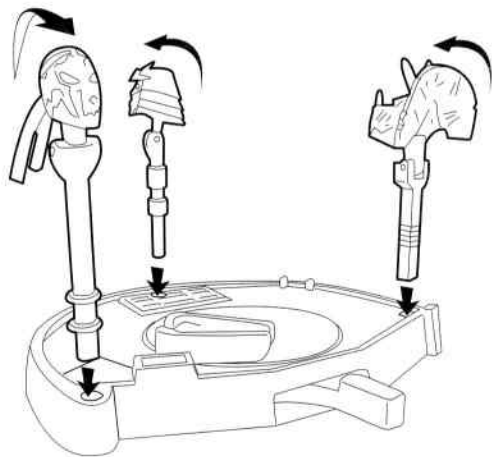




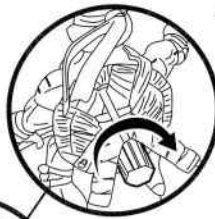
SHELL KICKER LEO INSTRUCTIONS



1. Get ready to kick some serious shell! First, insert the ends of the three targets into their base holes on the practice floor and move the dummy heads into upright positions.



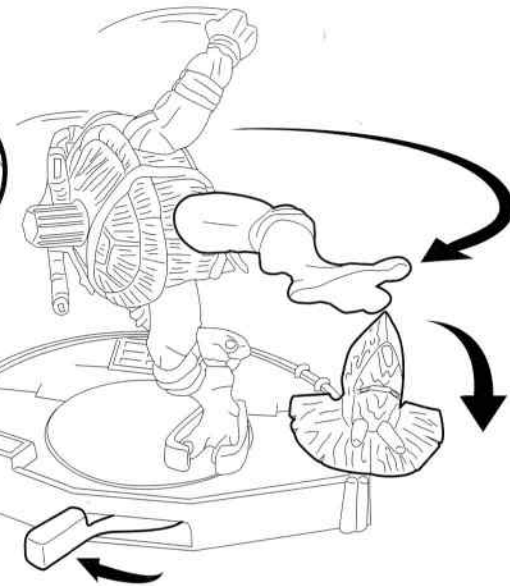
2. Place Leonardo's left foot into its base peg on the practice floor.



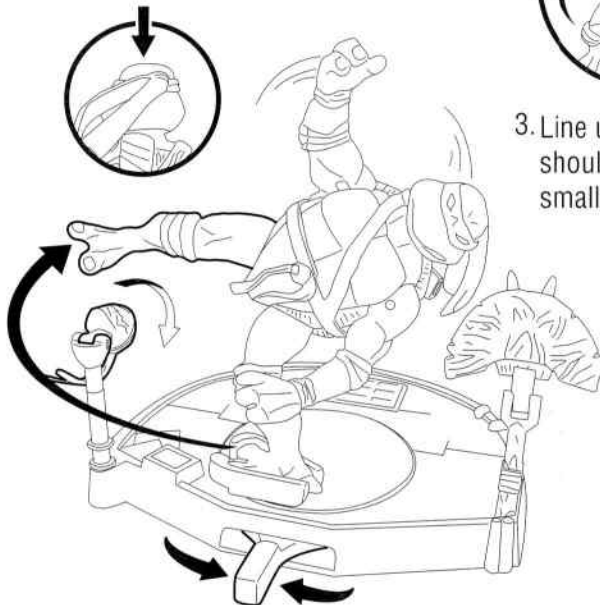
4. Turn the wind-up knob clockwise all the way.



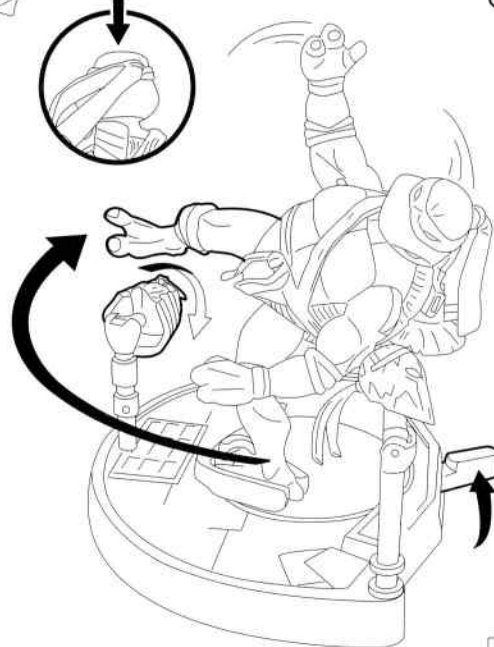
3. Line up both arms and shoulders with their small yellow lines.



7. Repeat the actions of Step 4, this time lining Leo's right foot up with the third target. Hai-ya!



5. Move the lever in the practice base directly under Leo's left foot to line up his right leg with one of the targets. Then push down on Leo's head and watch him kick shell!



6. Repeat the actions of Step 4, this time lining Leo's right foot up with the second target.

Age 4 and up

Playmates® ASST. NO. 53775
STOCK NO. 53777

Teenage Mutant Ninja Turtles® © 2006 Mirage Studios, Inc. Teenage Mutant Ninja Turtles®, Leonardo®, Michelangelo®, Raphael®, Donatello®, Splinter®, Shredder®, and April O'Neil® are registered trademarks of Mirage Studios, Inc. All Rights Reserved. PRINTED IN CHINA.

⚠ WARNING: CHOKING HAZARD
Small parts. Not for Children under 3 years.