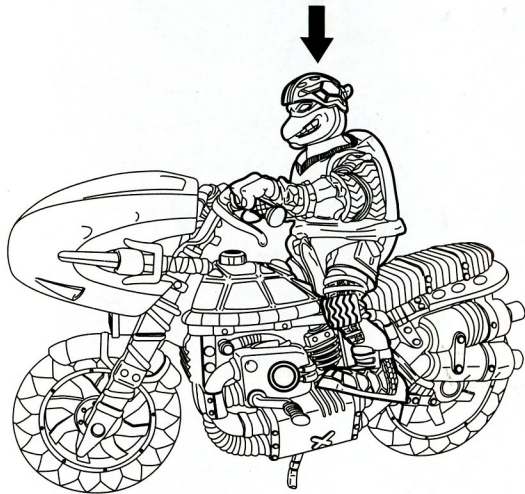



TEENAGE MUTANT NINJA TURTLES®

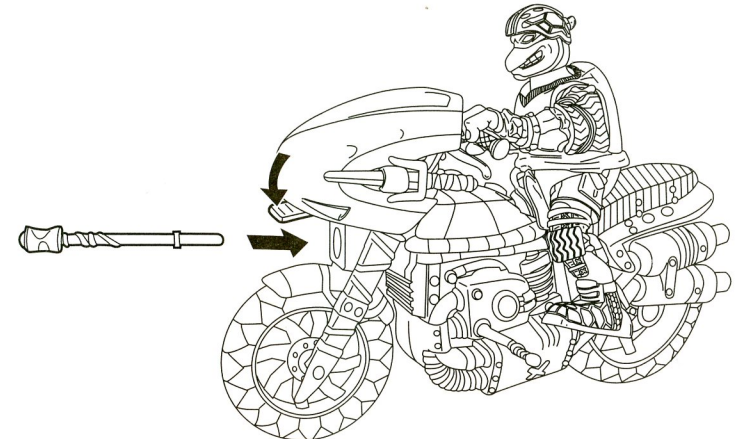
BATTLE BIKE RAPHAEL®



1. Get ready for battle! Place Raphael on the Battle Bike and attach his hands to the handle bars.



2. Time for the attack! Press the button to open up the secret firing hatch.

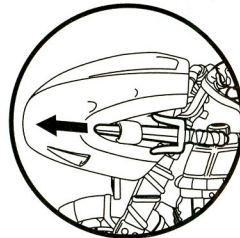


3. Fire away! Press the firing button to launch your attack missile. Watch out Shredder!

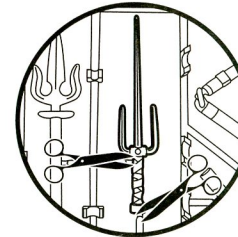


Kickstand Operation:

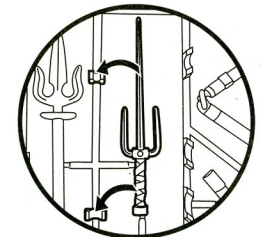
Turn over the Battle Bike and flip up the kickstand. Your Battle Bike is now able to stand on its own.



Place Raphael's sais in the Battle Bike weapon holder.



Choose your weapons for battle! Carefully cut off the weapons from the Ninja Warrior Weapons Arsenal.



Use the holding pieces in the Ninja Warrior Weapons Arsenal to store your weapons after use.

Age 4 and up

Playmates® ASST. NO. 53170
STOCK NO. 53174

Before giving to a child, please keep the runner frame after removal of weapons.
When removing weapons, parents should trim off any excess plastic using scissors or other suitable tool.
Do not use projectile other than those provided by the toy.

⚠️ WARNING: CHOKING HAZARD
Small parts. Not for Children under 3 years.

Teenage Mutant Ninja Turtles® © 2004 Mirage Studios, Inc. Teenage Mutant Ninja Turtles®, Leonardo®, Michelangelo®, Raphael®, Donatello®, Splinter®, Shredder®, and Foot Soldier® are registered trademarks of Mirage Studios, Inc. All Rights Reserved. PRINTED IN CHINA.