


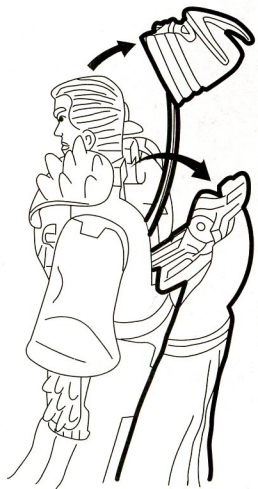
TEENAGE MUTANT NINJA TURTLES

HOW TO MUTATE SHREDDER:

1. I'm a mutant Shredder.
Help me to become
Oroku Saki.



2. Pull back of costume open.
Lift off helmet and place
inside of body as shown.



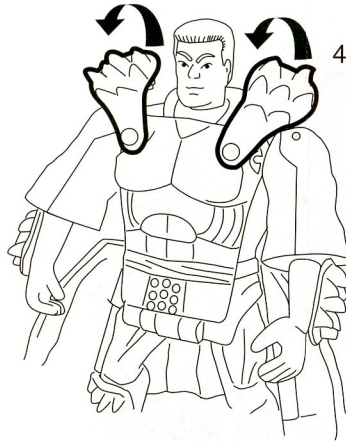
3. Close back of
costume.



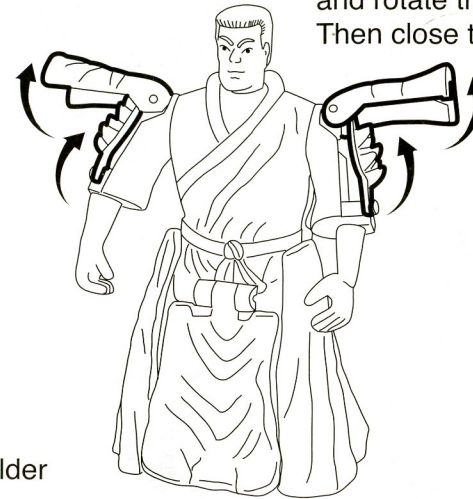
5. Open Shredder's chest, - don't
worry, you can't hurt this evil
mutant. Rotate his armored
chest piece downwards to
reveal Oroku Saki's
costume. Rotate the sides
of Shredder's cape to
complete the costume.



4. Lift and rotate shoulder
armor downwards.



6. Hold his arms steady and rotate
his sleeves upward. Gently
unsnap armor pads on forearms
and rotate them up inside sleeve.
Then close the sleeves.



7. To help Oroku Saki
become Shredder
again, just reverse the
above steps.



Please Note:

- Never force limbs into position. If parts don't fit comfortably or the shell does not close easily, you may have missed a step.
- Don't forget being a mutant master takes practice. The more you mutate, the better you become.

⚠ WARNING:
CHOKING HAZARD-Small parts.
Not for Children under 3 years.

Teenage Mutant Ninja Turtles® © 2003 Mirage Studios, Inc. Teenage Mutant
Ninja Turtles®, Leonardo®, Michelangelo®, Raphael®, Donatello®,
Splinter®, Shredder®, and Foot Soldier™ are registered trademarks of
Mirage Studios, Inc. All Rights Reserved. PRINTED IN CHINA.

Ages 4 and up

Playmates ASST. NO. 53130
STOCK NO. 53140